

हर भार का  
भरोसेमंद साथी !

E-SHOBHA ई- रिक्शा



नया रास्ता  
सुरक्षित सफर  
E-SHOBHA ई- रिक्शा

  
**SHOBHA**  
FLY WITH NATURE

[www.eshobha.com](http://www.eshobha.com)

# About us

**E-SHOBHA INDUSTRIES** is one of the leading manufacturers of environment friendly Electric Vehicles e.g. E-Rickshaw, E-Loader, E-Kart etc. We are becoming the leader in customization of E-Vehicles as per the cliental requirements for bulk orders such as Garbage Collector, Ice Cream Kart, Transport Vehicles, Low Cost Ambulances and School Vehicles, Also involved in tailored works for industry clients such as Sheet Metal Works, Pipe Job Works, Chassis Job Works, CNC Machine Works, Laser Cutting Works, Metal Job Works, Pipe Bending Works, Sheet Bending Works and all types of Powder Coating Works.


## Helping Business to grow and expand

We provide complete transport vehicle solutions with sustainable, economical and safe electric vehicles with the help of in-house expert design team comprising of mechanical engineers, expert fabricators and automobile experts.

**Vision** to become a Global Company with Leadership in Electric Vehicle Manufacturing Ensuring Sustainability, Safety and Affordability.

**Mission** Committing to maximum standards in safety, quality and sustainability and to accelerate the India's transition to sustainable energy.

**Values** Customer Focused, Quality & Safety, Innovation, On Time Delivery After Sales Service support, on Time Delivery.



[www.eshobha.com](http://www.eshobha.com)



# E-Shobha SS Heavy Model



## ADDITIONAL FEATURES

- ◆ Wiper Motor
- ◆ Roof Fog Light
- ◆ Led Drl Headlight
- ◆ Led Indicators
- ◆ Mobile Charger
- ◆ Mobile Holder
- ◆ Driver Fan

## TECHNICAL SPECIFICATION

- ◆ Model Name : E-Shobha SS Heavy Model
- ◆ Drive Type : Rear Trans Axle-Drive
- ◆ Motor Type : BLDC 1200 Watt
- ◆ Tyre Size : 3.75-12
- ◆ Fuel Type : Battery Operated
- ◆ Battery : Eastman
- ◆ Seating Capacity : 4+1
- ◆ Kerv Weight : 309 Kg
- ◆ Gross Vehicle Weight : 689 Kg
- ◆ Body Type : Sheet Metal
- ◆ Front Shoker : 43mm Hydraulic

## CUSTOMIZATION OF EV



## Available Colors



Motor  
Body  
Paint

1200 Watt  
SS Heavy  
Powder  
Coating Paint

[www.eshobha.com](http://www.eshobha.com)



# E-Shobha

## MS Heavy Model



### ADDITIONAL FEATURES

- ◆ Wiper Motor
- ◆ Roof Fog Light
- ◆ Led Drl Headlight
- ◆ Led Indicators
- ◆ Mobile Charger
- ◆ Mobile Holder
- ◆ Driver Fan

### TECHNICAL SPECIFICATION

- ◆ Model Name : E-Shobha MS Heavy Model
- ◆ Drive Type : Rear Trans Axle-Drive
- ◆ Motor Type : BLDC 1200 Watt
- ◆ Tyre Size : 3.75-12
- ◆ Fuel Type : Battery Operated
- ◆ Battery : Eastman
- ◆ Seating Capacity : 4+1
- ◆ Kerv Weight : 309 Kg
- ◆ Gross Vehicle Weight : 689 Kg
- ◆ Body Type : Sheet Metal
- ◆ Front Shoker : 43mm Hydraulic

### CUSTOMIZATION OF EV



### Available Colors



Motor  
Body  
Paint

1200 Watt  
MS Heavy  
Powder  
Coating Paint

[www.eshobha.com](http://www.eshobha.com)



# E-Shobha Cargo




## ADDITIONAL FEATURES

- ◆ Wiper Motor
- ◆ Roof Fog Light
- ◆ Led Drl Headlight
- ◆ Led Indicators
- ◆ Mobile Charger
- ◆ Mobile Holder
- ◆ Driver Fan

## TECHNICAL SPECIFICATION

- ◆ Model Name : E-Shobha Cargo
- ◆ Drive Type : Rear Trans Axle-Drive
- ◆ Motor Type : BLDC 1200 Watt
- ◆ Tyre Size : 3.75-12
- ◆ Fuel Type : Battery Operated
- ◆ Battery : Eastman
- ◆ Kerv Weight : 309 Kg
- ◆ Gross Vehicle Weight : 689 Kg
- ◆ Body Type : Sheet Metal
- ◆ Rear Suspension : Leaf Spring
- ◆ Front Shoker : 43mm Hydraulic

## CUSTOMIZATION OF EV



## Available Colors



Motor  
Body  
Paint

1200/1500/2000 Watt  
Extra Heavy  
PP Powder  
Coating Paint

[www.eshobha.com](http://www.eshobha.com)



# E-Shobha Ice-Cart



## ADDITIONAL FEATURES


- ◆ Wiper Motor
- ◆ Roof Fog Light
- ◆ Led Drl Headlight
- ◆ Led Indicators
- ◆ Mobile Charger
- ◆ Mobile Holder
- ◆ Driver Fan

## TECHNICAL SPECIFICATION

- ◆ Model Name : E-Shobha Ice-Cart
- ◆ Drive Type : Rear Trans Axle-Drive
- ◆ Motor Type : BLDC 1200 Watt
- ◆ Tyre Size : 3.75-12
- ◆ Fuel Type : Battery Operated
- ◆ Battery : Eastman
- ◆ Kerv Weight : 309 Kg
- ◆ Gross Vehicle Weight : 689 Kg
- ◆ Body Type : Sheet Metal
- ◆ Rear Suspension : Leaf Spring
- ◆ Front Shoker : 43mm Hydraulic

## Customized — SERIES

### CUSTOMIZATION OF EV



### Available Colors ■ ■ ■ ■ ■

Motor  
Body  
Paint

1200/1500/2000 Watt  
MS Extra Heavy  
PP Powder  
Coating Paint

[www.eshobha.com](http://www.eshobha.com)



# E-Shobha Garbage Van



## TECHNICAL SPECIFICATION

- ◆ Model Name : E-Shobha Gargage Van
- ◆ Drive Type : Rear Trans Axle-Drive
- ◆ Motor Type : BLDC 1200 Watt
- ◆ Tyre Size : 3.75-12
- ◆ Fuel Type : Battery Operated
- ◆ Battery : Eastman
- ◆ Kerv Weight : 309 Kg
- ◆ Gross Vehicle Weight : 689 Kg
- ◆ Body Type : Sheet Metal
- ◆ Rear Suspension : Leaf Spring
- ◆ Front Shoker : 43mm Hydraulic



## CUSTOMIZATION OF EV



## Available Colors

Motor  
Body  
Paint

1200/1500/2000 Watt  
MS Extra Heavy  
PP Powder  
Coating Paint

[www.eshobha.com](http://www.eshobha.com)





# SHOBHA

FLY WITH NATURE

# SINGH AUTOMOBILE

Corp. office, S.I.L. Chauraha, Kanpur Road, Sarojini Nagar,

lucknow- 226008

singhautomobiles8090@gmail.com

+91 9450765891

[www.eshobha.com](http://www.eshobha.com)